

Dedicated solution for Honeywell C300

Dedicated solution for Honeywell C300	Honeywell C300 – General description	B.2
	Honeywell C300 – Selection guide	B.5
	Honeywell C300 – FTA C300 Input/output passive interface	B.6
	Honeywell C300 – FTA C300 Isolated interface per relay	B.11
	Honeywell C300 – Interconnection cables	B.13

Field Terminal Assembly (FTA)

New interfaces for the Honeywell Experion® PKS C300 controller

Weidmüller's new interfaces and pre-assembled cables allow you to wire up I/O cards from Honeywell's C300 controller quickly and simply in the field.


The IOTAs (Input Output Terminal Assemblies) are designed using Weidmüller PCB connectors and terminals. This design gives you the flexibility to connect directly to the field cabling wire to wire or with a pre-assembled cable in combination with Weidmüller's FTAs. In comparison to traditional wire-to-wire cabling, the new Weidmüller FTAs and pre-cabling solution offer a highly efficient method of wiring between I/O modules and the field.

Concise wiring in the electrical cabinet is possible because multicore cables are used instead of individual wires. The cable harness can be delivered with double or single connectors and even with unterminated ends.

The housing provides easy handling as well as a safe, firm connection to the IOTA. It also allows you to use cables with large cross-sections.

Minimised wiring effort

Pluggable connectors and cables minimise the on site wiring effort.



A quicker and easier connection

Pre-assembled wiring harnesses join IOTA and FTA with a fast and easy connection free from errors.



High current switching capability

The isolated digital output FTAs provide a high current switching capacity in a compact design.



Clear identification

The IOTA and FTA are delivered with the same Weidmüller connectors and the same orientation.




Excellent flexibility

The pre-assembled cables can be manufactured with different cross sections and in different lengths of up to 50 m.



Wide range of Weidmüller interfaces (FTA)

Weidmüller interfaces offer a large variety of functions such as LED indicators, insulators, relays or fuses for all the C300 I/O cards.



The following selection guides enable you to quickly and easily choose the correct products according to your application needs:

STEP 1: Choose the IOTA to be used.

STEP 2: In this column you can find the number and type of cable required to make the connection.

STEP 3: Choose the most suitable interface for the application.

Example: For CC-TDIL01 it's possible to select different options.

Solution 1: Pre-assembled cable C300-32B-320B (2 units)

Interface: 1221550000 (1 unit)

Solution 2: Pre-assembled cable C300-32B-320B (2 units)

Interface: 1222980000 (2 units)

Selection Guide for pre-assembled cables and FTA for Honeywell C300 IOTA's

STEP 1		STEP 2				STEP 3									
Honeywell IOTA		Pre-assembled cables				FTA (Weidmüller Interfaces)									
Kind of Card	Card	Cable Type	Units / IOTA	Channels	Connection	1 LED per channel	Disconnect + Test points	Fuse per channel	External power supply connector	Isolation	Units / IOTA	Order No.	Type	Page	
32 DI	CC-TDIL01 CC-TDIL11	C300-32B-320B (Premium) or PAC-C300-3232 (Basic)	2	32					Yes			1	1221550000	FTA-C300-32DIOHV-S	B.6
									Yes			1	1222940000	FTA-C300-32DI-LD-S	B.6
									Yes	Relay Gold		1	1312040000	FTA-C300-32DI-24VDC-S	B.11
									Yes			1	1221560000	FTA-C300-32DIOHV-Z	B.6
								Yes			1	1222950000	FTA-C300-32DI-LD-Z	B.6	
								No				2	1222980000	FTA-C300-16AO-SH-S	B.9
								No				2	1222990000	FTA-C300-16AO-SH-Z	B.9
								No				2	1223010000	FTA-C300-16AO-SH-P	B.9
32 DI High voltage	CC-TDI110 CC-TDI120 CC-TDI220 CC-TDI230	C300-32B-320B (Premium) or PAC-C300-3232 (Basic)	2	32					Yes			1	1221550000	FTA-C300-32DIOHV-S	B.6
									Yes			1	1221560000	FTA-C300-32DIOHV-Z	B.6
									No			2	1222980000	FTA-C300-16AO-SH-S	B.9
									No			2	1222990000	FTA-C300-16AO-SH-Z	B.9
								No			2	1223010000	FTA-C300-16AO-SH-P	B.9	
								No				2	1222980000	FTA-C300-16AO-SH-S	B.9
								No				2	1222990000	FTA-C300-16AO-SH-Z	B.9
								No				2	1223010000	FTA-C300-16AO-SH-P	B.9
32 DO	CC-TDOB01 CC-TDOB11	C300-32B-320B (Premium) or PAC-C300-3232 (Basic)	2	32					Yes			1	1221550000	FTA-C300-32DIOHV-S	B.6
									Yes			1	1221590000	FTA-C300-32DO-LD-S	B.7
									Yes	Relay 6A		1	1246910000	FTA-C300-32DO-FUSE-S	B.7
									Yes	Relay 6A		1	1221570000	FTA-C300-32DO-SLIM-S	B.12
									Yes			1	1221560000	FTA-C300-32DIOHV-Z	B.6
									Yes			1	1221600000	FTA-C300-32DO-LD-Z	B.7
									Yes			1	1246920000	FTA-C300-32DO-FUSE-Z	B.7
									Yes	Relay 6A		1	1221580000	FTA-C300-32DO-SLIM-Z	B.12
								No				2	1222980000	FTA-C300-16IO-SH-S	B.9
								No				2	1223020000	FTA-C300-16AO-TEST-S	B.9
								No				2	1222990000	FTA-C300-16AO-SH-Z	B.9
								No				2	1223030000	FTA-C300-16AO-TEST-Z	B.9
								No				2	2000020000	FTA-C300-16AO-TP-Z	B.10
								No				2	1223010000	FTA-C300-16AO-SH-P	B.9
16 AO	CC-TA0X01 CC-TA0X11 CC-TA0N01 CC-TA0N11	C300-32B-320B (Premium) or PAC-C300-3232 (Basic)	1	16					No			1	1222980000	FTA-C300-16AO-SH-S	B.9
									No			1	1223020000	FTA-C300-16AO-TEST-S	B.9
									No			1	1222990000	FTA-C300-16AO-SH-Z	B.9
									No			1	1223030000	FTA-C300-16AO-TEST-Z	B.9
									No			1	2000020000	FTA-C300-16AO-TP-Z	B.10
									No			1	1223010000	FTA-C300-16AO-SH-P	B.9
16 AI	CC-TAIX01 CC-TAIX11 CC-TAIX51 CC-TAIX61	C300-36B-324B (Premium) or PAC-C300-3636 (Basic)	1	16					No			1	1247120000	FTA-C300-16AI-SH-S	B.8
									No			1	1247140000	FTA-C300-16AI-TEST-S	B.8
									No			1	1247130000	FTA-C300-16AI-SH-Z	B.8
									No			1	1247150000	FTA-C300-16AI-TEST-Z	B.8
Universal IO	CC-TUI001 CC-TUI011	C300-32B-320B (Premium) or PAC-C300-3232 (Basic)	2	16					No			2	1222980000	FTA-C300-16IO-SH-S	B.9
									No			2	1222990000	FTA-C300-16AO-SH-Z	B.9
									No			2	2000020000	FTA-C300-16AO-TP-Z	B.10
									No			2	1223010000	FTA-C300-16AO-SH-P	B.9

Note:
 = Screw connection
 = Tension clamp connection
 = Pluggable connection

Honeywell C300 - FTA C300 Input/output passive interface

Honeywell C300 - FTA C300

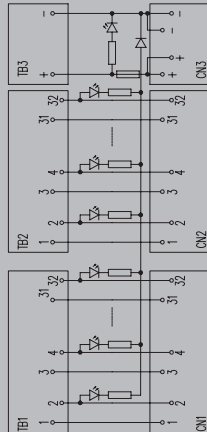

Input/output passive interface for digital cards

Passive interfaces (FTA) for connecting the Honeywell C300 digital IOTAs.

- Clearly labelled: same connector on the FTA and on the IOTA
- LED and fuse per channel (optional)
- Possibility of feeding the IOTA from the FTA (fuse protected)
- Screw or tension clamp connection

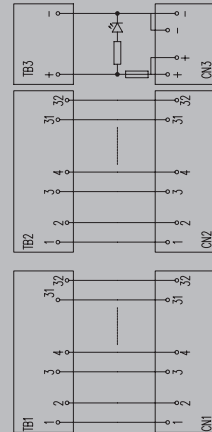

FTA-C300-32DI-LD

For: CC-TDIL01, CC-TDIL11



FTA-C300-32DIOHV

For: CC-TDIL01/11, CC-TDOB01/11, CC-TDI110/120/220/230



Technical data

Connection data and functionality	
Connection on control side	
LED status display per channel	
LED status of the supply voltage	
Fuse per channel	
Power supply fuse	
Type of test point	
Rated data	
Operating voltage	24 V DC ± 10%
Max. current per channel	1 A
Operating voltage (supply)	24 V DC ± 10%
General data	
Ambient temperature (operational)	-25...50°C
Storage temperature	-40...60 °C
Approvals	CE; EAC
Insulation coordination (EN 50178)	
Rated insulation voltage	< 50 V AC
Surge voltage category	III
Pollution severity level	2
Insulation test voltage	0.35 kVAC
Pulse voltage test (1,2/50µs)	0.8 kV
Dimensions	
Clamping range, min./max. (field)	
Clamping range, min./max. (supply)	
Mounting rail	TS 32, TS 35
Length x width	216 mm / 87 mm
Note	

Ordering data

Type	Height	Order No.
FTA-C300-32DI-LD-S	65 mm	1222940000
FTA-C300-32DI-LD-Z	65 mm	1222950000

Note

Accessories

Note

Connection data and functionality	
Connection on control side	
LED status display per channel	
LED status of the supply voltage	
Fuse per channel	
Power supply fuse	
Type of test point	
Rated data	
Operating voltage	24 V DC ± 10%
Max. current per channel	1 A
Operating voltage (supply)	24 V DC ± 10%
General data	
Ambient temperature (operational)	-25...50°C
Storage temperature	-40...60 °C
Approvals	CE; EAC
Insulation coordination (EN 50178)	
Rated insulation voltage	< 50 V AC
Surge voltage category	III
Pollution severity level	2
Insulation test voltage	0.35 kVAC
Pulse voltage test (1,2/50µs)	0.8 kV
Dimensions	
Clamping range, min./max. (field)	
Clamping range, min./max. (supply)	
Mounting rail	TS 32, TS 35
Length x width	216 mm / 87 mm
Note	

Type	Height	Order No.
FTA-C300-32DIOHV-S	65 mm	1221550000
FTA-C300-32DIOHV-Z	65 mm	1221560000

Note

Accessories

Note

Connection data and functionality	
Connection on control side	
LED status display per channel	
LED status of the supply voltage	
Fuse per channel	
Power supply fuse	
Type of test point	
Rated data	
Operating voltage	≤ 250 V AC
Max. current per channel	1 A
Operating voltage (supply)	24 V DC ± 10%
General data	
Ambient temperature (operational)	-25...50°C
Storage temperature	-40...60 °C
Approvals	CE; EAC
Insulation coordination (EN 50178)	
Rated insulation voltage	< 250 V AC
Surge voltage category	II
Pollution severity level	2
Insulation test voltage	1.2 kVAC
Pulse voltage test (1,2/50µs)	2 kV
Dimensions	
Clamping range, min./max. (field)	
Clamping range, min./max. (supply)	
Mounting rail	TS 32, TS 35
Length x width	216 mm / 87 mm
Note	

Type	Height	Order No.
FTA-C300-32DIOHV-S	65 mm	1221550000
FTA-C300-32DIOHV-Z	65 mm	1221560000



Note

Accessories

Note

FTA-C300-32D0-LD

For: CC-TD0B01, CC-TD0B11



SLDV-THR 5.08
green
yellow
No
5 A
No
24 V DC ± 10%
1 A
24 V DC ± 10%
-25...50°C
-40...60 °C
CE; EAC
< 50 V AC
III
2
0.35 kVAC
0.8 kV



Screw connection	Tension-clamp connection
0.13 mm ² / 6 mm ²	0.13 mm ² / 2.5 mm ²
0.13 mm ² / 6 mm ²	0.13 mm ² / 2.5 mm ²
TS 32, TS 35	TS 32, TS 35
216 mm / 87 mm	216 mm / 87 mm

Type	Height	Order No.
FTA-C300-32D0-LD-S	65 mm	1221590000
FTA-C300-32D0-LD-Z	65 mm	1221600000



FTA-C300-32D0-FUSE

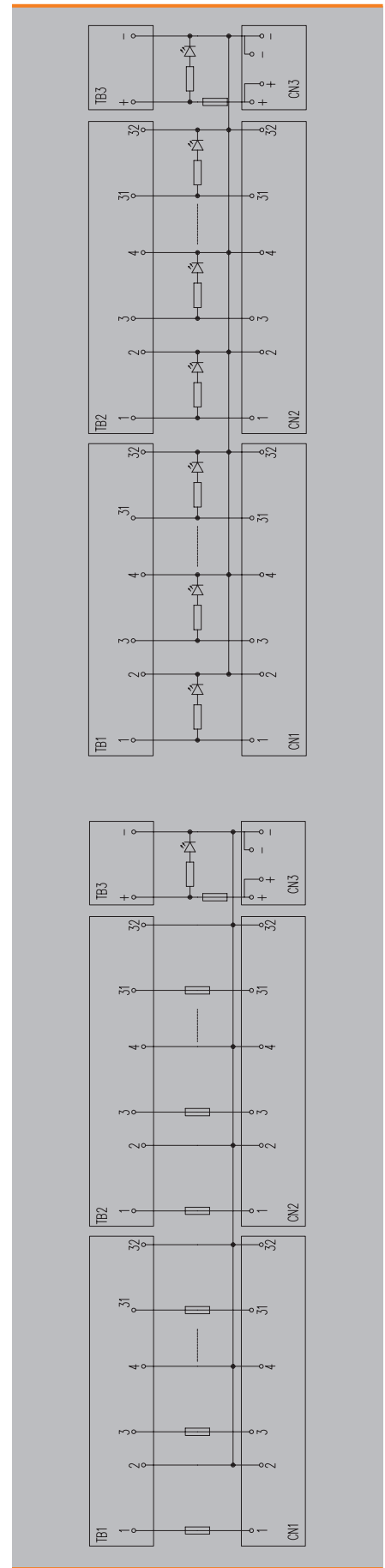
For: CC-TD0B01, CC-TD0B11



SLDV-THR 5.08
No
yellow
500 mA
5 A
No
24 V DC ± 10%
1 A
24 V DC ± 10%
-25...50°C
-40...60 °C
CE; EAC
< 50 V AC
III
2
0.35 kVAC
0.8 kV

Screw connection	Tension-clamp connection
0.13 mm ² / 6 mm ²	0.13 mm ² / 2.5 mm ²
0.13 mm ² / 6 mm ²	0.13 mm ² / 2.5 mm ²
TS 35 x 15	TS 35 x 15
217 mm / 133 mm	217 mm / 133 mm

Type	Height	Order No.
FTA-C300-32D0-FUSE-S	95 mm	1246910000
FTA-C300-32D0-FUSE-Z	95 mm	1246920000



Honeywell C300 - FTA C300 Input/output passive interface

Honeywell C300 - FTA C300


Input/output passive interface for analogue and digital cards

Passive interfaces (FTA) for connecting the Honeywell C300 analogue IOTAs.

- Same connector and position on the FTA and on the IOTA
- 2 units can also be used for digital IOTAs
- Disconnecting plugs and test points (2 mm in diameter) for voltage and current measurements
- M4 connection for shielding

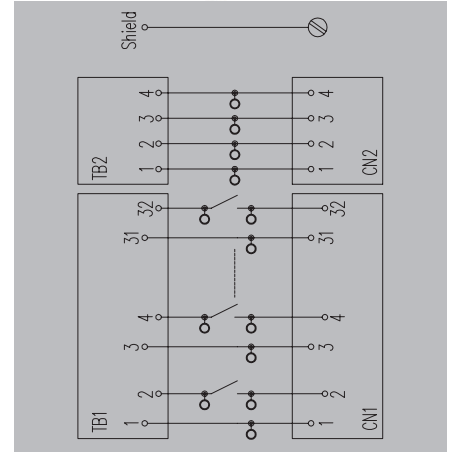
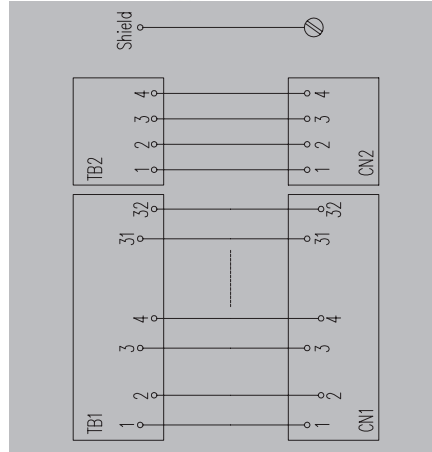


FTA-C300-16AI-SH

For: CC-TAIX01, CC-TAIX11, CC-TAIX51, CC-TAIX61



FTA-C300-16AI-TEST

For: CC-TAIX01, CC-TAIX11, CC-TAIX51, CC-TAIX61



Technical data

Connection data and functionality	
Connection on control side	
LED status display per channel	
LED status of the supply voltage	
Fuse per channel	
Power supply fuse	
Type of test point	
Rated data	
Operating voltage	250 V AC / 350 V DC
Max. current per channel	1 A
Operating voltage (supply)	
General data	
Ambient temperature (operational)	-25...50°C
Storage temperature	-40...60 °C
Approvals	CE, EAC
Insulation coordination (EN 50178)	
Rated insulation voltage	< 250 V AC
Surge voltage category	II
Pollution severity level	2
Insulation test voltage	1.2 kVAC
Pulse voltage test (1,2/50µs)	2 kV
Dimensions	
Clamping range, min./max. (field)	
Clamping range, min./max. (supply)	
Mounting rail	TS 35, TS 32
Length x width	135 mm / 70 mm
Note	

SLDV-THR 5.08					
No					
No					
No					
No					
No					
Diameter: 2 mm					
250 V AC / 350 V DC					
1 A					
-25...50°C					
-40...60 °C					
CE, EAC					
< 250 V AC					
II					
2					
1.2 kVAC					
2 kV					
Screw connection		Tension-clamp connection			
0.13 mm ² / 6 mm ²		0.13 mm ² / 2.5 mm ²			
0.13 mm ² / 6 mm ²		0.13 mm ² / 2.5 mm ²			
TS 35, TS 32		TS 35, TS 32			
135 mm / 70 mm		135 mm / 70 mm			
Type		Height		Order No.	
FTA-C300-16AI-SH-S		56 mm		1247120000	
FTA-C300-16AI-SH-Z		56 mm		1247130000	

SLDV-THR 5.08					
No					
No					
No					
No					
No					
Diameter: 2 mm					
24 V DC ± 10%					
1 A					
-25...50°C					
-40...60 °C					
CE, EAC					
≤ 50 V DC					
III					
2					
0.35 kVAC					
0.8 kV					
Screw connection		Tension-clamp connection			
0.13 mm ² / 6 mm ²		0.13 mm ² / 2.5 mm ²			
0.13 mm ² / 6 mm ²		0.13 mm ² / 2.5 mm ²			
TS 35 x 15		TS 35 x 15			
141 mm / 133 mm		141 mm / 133 mm			
Type		Height		Order No.	
FTA-C300-16AI-TEST-S		95 mm		1247140000	
FTA-C300-16AI-TEST-Z		95 mm		1247150000	

Ordering data

Screw connection
Tension-clamp connection
Plug-in connection

Note

Accessories


Note

Note

Test plug PS 2.0 MC 0310000000

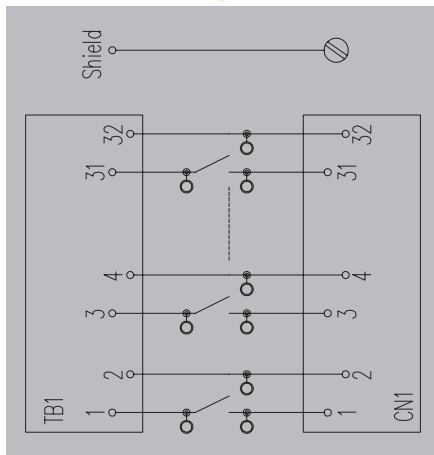
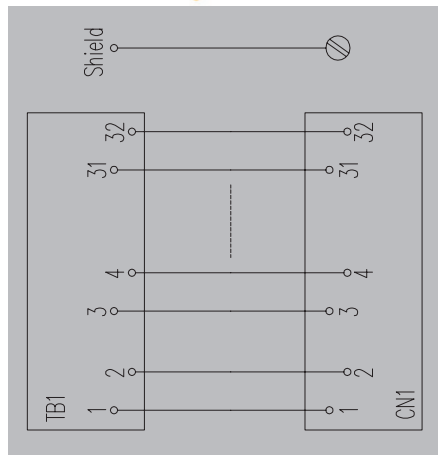

FTA-C300-16AO-SH

CC-TDI 110/120/220/230/L01/L11, TDOB01/11, TAOX 01/11; TUI01/11



FTA-C300-16AO-TEST

For: CC-TDOB01, CC-TDOB11, CC-TAOX01, CC-TAOX11, CC-TAON01, CC-TAON11



SLDV-THR 5.08
No
No
No
No
No
250 V AC / 350 V DC
1 A

-25...50°C
-40...60 °C
CE; EAC
< 250 V AC
II
2
1.2 kVAC
2 kV

Screw connection	Tension-clamp connection
0.13 mm ² / 6 mm ²	0.13 mm ² / 2.5 mm ²
0.13 mm ² / 6 mm ²	0.13 mm ² / 2.5 mm ²
TS 35, TS 32	TS 35, TS 32
105 mm / 70 mm	105 mm / 70 mm

The power connector is not supplied in the interface for digital cards

Type	Height	Order No.
FTA-C300-16AO-SH-S	56 mm	1222980000
FTA-C300-16AO-SH-Z	56 mm	1222990000
FTA-C300-16AO-SH-P	56 mm	1223010000

SLDV-THR 5.08
No
No
No
No
Diameter: 2 mm
24 V DC ± 10%
1 A

-25...50°C
-40...60 °C
CE; EAC
≤ 50 V DC
III
2
0.35 kVAC
0.8 kV

Screw connection	Tension-clamp connection
0.13 mm ² / 6 mm ²	0.13 mm ² / 2.5 mm ²
0.13 mm ² / 6 mm ²	0.13 mm ² / 2.5 mm ²
TS 35 x 15	TS 35 x 15
110 mm / 133 mm	110 mm / 133 mm

The power connector is not supplied in the interface for digital cards

Type	Height	Order No.
FTA-C300-16AO-TEST-S	95 mm	1223020000
FTA-C300-16AO-TEST-Z	95 mm	1223030000

Test plug PS 2.0 MC 0310000000

Honeywell C300 - FTA C300 Input/output passive interface

Honeywell C300 - FTA C300

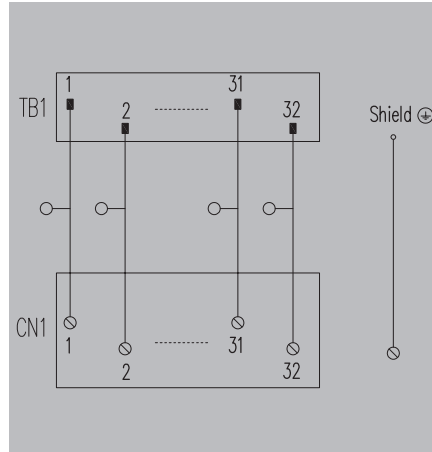

Input/output passive interface for analogue and digital cards

Passive interfaces (FTA) for connecting to Honeywell C300 analogue IOTAs.

- Same connector and position on the FTA and on the IOTA
- 2 units can also be used for digital IOTAs.
- Disconnectors and test points (2mm in diameter) for voltage and current measurements
- M4 connection for shielding

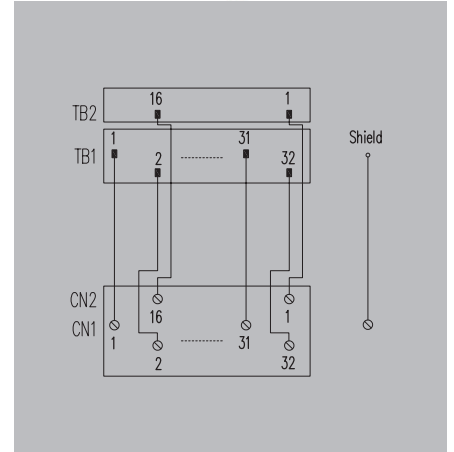
FTA-C300-16A0-TP

For: CC-TDOB01/11, CC-TAOX01/11, CC-TAON01/11, CC-



FTA-C300-16DAI-SH

For: CC-TAID01, CC-TAID11



Technical data

Connection data and functionality	
Connection on control side	
LED status display per channel	
LED status of the supply voltage	
Fuse per channel	
Power supply fuse	
Type of test point	
Rated data	
Operating voltage	24 V DC ± 10%
Max. current per channel	1 A
Operating voltage (supply)	
General data	
Ambient temperature (operational)	-25...50°C
Storage temperature	-40...60 °C
Approvals	CE; EAC
Insulation coordination (EN 50178)	
Rated insulation voltage	≤ 50 V DC
Surge voltage category	III
Pollution severity level	2
Insulation test voltage	0.35 kVAC
Pulse voltage test (1,2/50µs)	0.8 kV
Dimensions	
Clamping range, min./max. (field)	
Clamping range, min./max. (supply)	
Mounting rail	
Length x width	
Note	

Ordering data

Type	Height	Order No.
FTA-C300-16A0-TP-Z	66 mm	2000020000
Note		
Accessories		
Note		

Connection data and functionality	
Connection on control side	
LED status display per channel	
LED status of the supply voltage	
Fuse per channel	
Power supply fuse	
Type of test point	
Rated data	
Operating voltage	24 V DC ± 10%
Max. current per channel	1 A
Operating voltage (supply)	
General data	
Ambient temperature (operational)	-25...50°C
Storage temperature	-40...60 °C
Approvals	CE; EAC
Insulation coordination (EN 50178)	
Rated insulation voltage	≤ 50 V DC
Surge voltage category	III
Pollution severity level	2
Insulation test voltage	0.35 kVAC
Pulse voltage test (1,2/50µs)	0.8 kV
Dimensions	
Clamping range, min./max. (field)	
Clamping range, min./max. (supply)	
Mounting rail	
Length x width	
Note	

Type	Height	Order No.
FTA-C300-16A0-TP-Z	66 mm	2000020000
Note		
Accessories		
Note		

Connection data and functionality	
Connection on control side	
LED status display per channel	
LED status of the supply voltage	
Fuse per channel	
Power supply fuse	
Type of test point	
Rated data	
Operating voltage	24 V DC ± 10%
Max. current per channel	1.5 A
Operating voltage (supply)	
General data	
Ambient temperature (operational)	-25...50°C
Storage temperature	-40...60 °C
Approvals	CE; EAC
Insulation coordination (EN 50178)	
Rated insulation voltage	≤ 50 V DC
Surge voltage category	II
Pollution severity level	2
Insulation test voltage	0.6 kVAC
Pulse voltage test (1,2/50µs)	1 kV
Dimensions	
Clamping range, min./max. (field)	
Clamping range, min./max. (supply)	
Mounting rail	
Length x width	
Note	

Type	Height	Order No.
FTA-C300-16DAI-SH-S	85 mm	1415220000
FTA-C300-16DAI-SH-Z	80 mm	1415230000
Note		
Accessories		
Note		

Honeywell C300 - FTA C300

Isolated input interface for digital cards

Passive interfaces (FTA) for connecting to Honeywell C300 analogue IOTAs.

- Clear identification: same connector and position on the FTA and on the IOTA
- Reinforced insulation at input/output (basic between contacts)
- Possibility of powering the IOTA from the FTA
- Screw or tension clamp connection

FTA-C300-32DI-24 V DC

For: CC-TDIL01, CC-TDIL11



Technical data

Connection data and functionality	
Connection on control side	
Number of poles (control side)	
Relay type	
LED status display per relay	
LED status of the supply voltage	
Fuse per relay	
Power supply fuse	
Nominal input data	
Input voltage	24 V DC ± 10%
Input current	13 mA
Operating voltage (supply)	24 V DC ± 10%
Nominal output data	
Contact material	AgNi gold flashed
Operating voltage	24 V DC ± 10%
Max. DC continuous current	0.1 A
General data	
Ambient temperature (operational)	-25...50 °C
Storage temperature	-40...60 °C
Approvals	CE, EAC
Insulation coordination (EN 50178)	
Rated input insulation voltage	< 50 V AC
Rated output insulation voltage	< 50 V AC
Overtoltage category input/output	III
Overtoltage category output/output	III
Pollution severity level	2
Pulse voltage test (1,2/50µs)	1.5 kV
Insulation test voltage	0.35 kVAC
Clearance input/output	≥ 6 mm

Dimensions	
Clamping range, min./max. (field)	0.13 mm ² / 6 mm ²
Clamping range, min./max. (supply)	0.13 mm ² / 6 mm ²
Mounting rail	TS 35
Length x width	244 mm / 131 mm
Note	

Screw connection		
Type	Height	Order No.
FTA-C300-32DI-24VDC-S	65 mm	1312040000

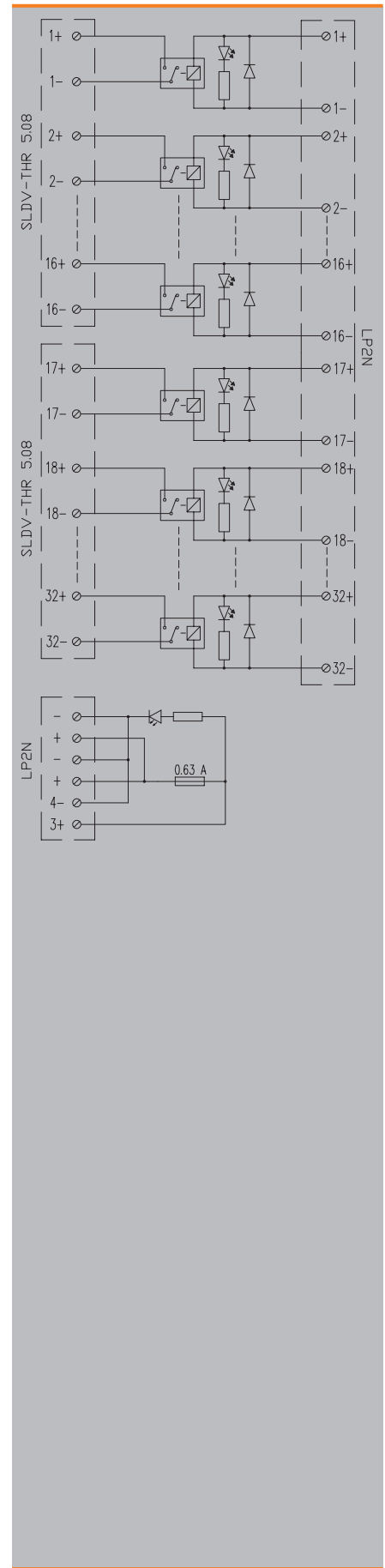
Ordering data

Screw connection

Note

Accessories

Note
Relay 4061590000 RSS 24 V DC 1CD AU



Honeywell C300 - FTA C300 Isolated interface per relay

Honeywell C300 - FTA C300


Isolated output interface for digital cards

Passive interfaces (FTA) for connecting the Honeywell C300 analogue IOTAs.

- Clearly labelled: same connector and position on the FTA and on the IOTA
- Input/output reinforced insulation (basic between contacts)
- Possibility of powering the IOTA from the FTA
- Screw or tension clamp connection

FTA-C300-32DO-RSLIM

For: CC-TD0B01, TD0B11



Technical data

Connection data and functionality

Connection on control side
 Number of poles (control side)
 Relay type
 LED status display per relay
 LED status of the supply voltage
 Fuse per relay
 Power supply fuse

Nominal supply data

Input voltage
 Input current
 Operating voltage (supply)

Nominal output data

Contact material
 Operating voltage
 Max. AC continuous current

General data

Ambient temperature (operational)
 Storage temperature
 Approvals

Insulation coordination (EN 50178)

Rated input insulation voltage
 Rated output insulation voltage
 Overvoltage category input/output
 Overvoltage category output/output
 Pollution severity level
 Pulse voltage test (1,2/50µs)
 Insulation test voltage
 Clearance input/output

SLDV-THR 5.08

64-pole

RSS

green

yellow

No

5 A

24 V DC ± 10%

13 mA

24 V DC ± 10%

AgNi 90/10

250 V

4 A

-25...50°C

-40...60°C

CE, EAC

< 50 V AC

< 250 V AC

III

II

2

6 kV

1.2 kVAC

≥ 5.5 mm

Dimensions

Clamping range, min./max. (field)
 Clamping range, min./max. (supply)
 Mounting rail
 Length x width

Note

Screw connection

0.13 mm² / 6 mm²

0.13 mm² / 6 mm²

TS 35 x 15

368 mm / 133 mm

Tension-clamp connection

0.13 mm² / 2.5 mm²

0.13 mm² / 2.5 mm²

TS 35 x 15

368 mm / 133 mm

Ordering data

Screw connection
 Tension-clamp connection

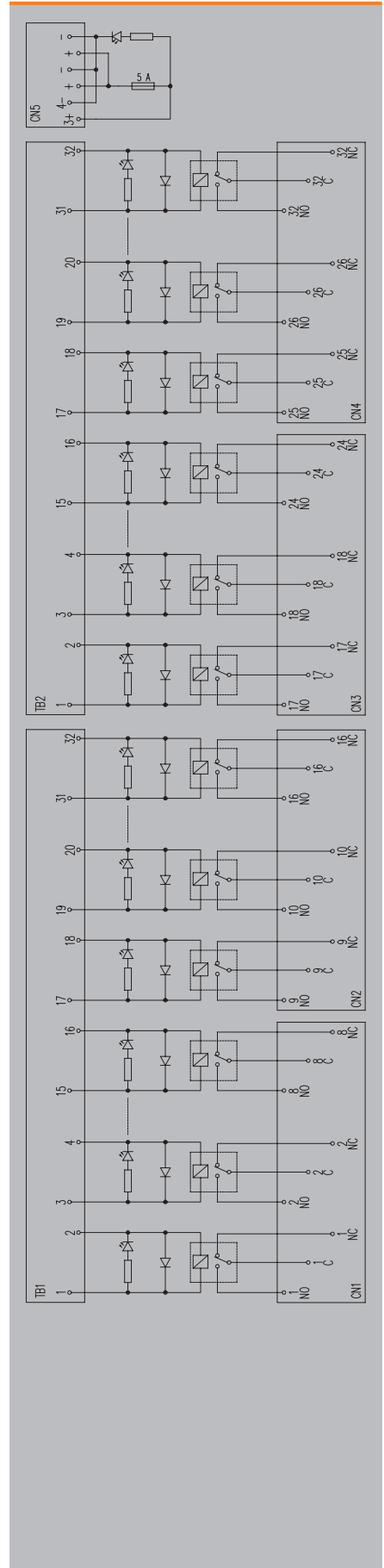
Type	Height	Order No.
FTA-C300-32DO-RSLIM-S	95 mm	1221570000
FTA-C300-32DO-RSLIM-Z	95 mm	1221580000

Note

Accessories

Note

Relay 4060120000 RSS 24 V DC 1 CO



Honeywell C300 - Interconnection cables interconnection

Pre-assembled cables for connecting the CS300 cards to the Weidmüller interfaces. 2 ranges:

- Premium: With housing for the connector
- Basic: Without housing for the connector

Shielded Cable LI YCY
Colour code according DIN 47100



C300-32B-320B – Premium range

32 poles connector to 32 poles connector (with housing)



PAC-C300-3232 – Basic range

32 poles connector to 32 poles connector (without housing)



Technical data

Rated data

Capacity wire / shield
Capacity wire / wires

Nominal rating, control cable

Cable
Material

General data

Ambient temperature (operational)
Storage temperature

300 pF/m
300 pF/m

Cable LiYCY
PVC

-10...50°C
-10...60 °C

300 pF/m
300 pF/m

Cable LiYCY
PVC

-10...50°C
-10...60 °C

Note

Resistance value according to the wire cross-section. See www.weidmueller.com

Resistance value according to the wire cross-section. See www.weidmueller.com

Ordering data

Cross-section	
0.14 mm ²	
0.25 mm ²	
0.34 mm ²	
0.50 mm ²	

Type	Qty.	Order No.
C300-32B-320B-2S-M14-1M	1	7789887010
C300-32B-320B-2S-M25-1M	1	7789828010
C300-32B-320B-2S-M34-1M	1	7789888010
C300-32B-320B-2S-M50-1M	1	7789838010

Type	Qty.	Order No.
PAC-C300-3232-14-1M	1	7789879010
PAC-C300-3232-25-1M	1	7789880010
PAC-C300-3232-34-1M	1	1498820010
PAC-C300-3232-50-1M	1	7789882010

Note

The last 3 digits of the cable code indicate its length. For example, if the code ends in 100, the cable would be 10 m long.

The last 3 digits of the cable code indicate its length. For example, if the code ends in 100, the cable would be 10 m long.

Accessories

Note

Honeywell C300 - Interconnection cables

Honeywell C300 - Interconnection cables interconnection

Pre-assembled cables for connecting the CS300 cards to the Weidmüller interfaces. 2 ranges:

- Premium: With housing for the connector
- Basic: Without housing for the connector

Shielded Cable Li YCY
Colour code according DIN 47100

C300-36B-324B - Premium range

32 + 4 poles connector to 32+4 poles connector (with housing)



PAC-C300-3636 - Basic range

32+4 poles connector to 32+4 poles connector (without housing)



B

Technical data

Rated data		
Capacity wire / shield	300 pF/m	300 pF/m
Capacity wire / wires	300 pF/m	300 pF/m
Nominal rating, control cable		
Cable	Cable Li YCY	Cable Li YCY
Material	PVC	PVC
General data		
Ambient temperature (operational)	-10...50°C	-10...50°C
Storage temperature	-10...60 °C	-10...60 °C

Note	Resistance value according to the wire cross-section. See www.weidmueller.com	Resistance value according to the wire cross-section. See www.weidmueller.com
------	--	--

Ordering data

Cross-section	Type	Qty.	Order No.	Type	Qty.	Order No.
0.14 mm ²	C300-36B-324B-2S-M14-1M	1	7789890010	PAC-C300-3636-14-1M	1	7789883010
0.25 mm ²	C300-36B-324B-2S-M25-1M	1	7789829010	PAC-C300-3636-25-1M	1	7789884010
0.34 mm ²	C300-36B-324B-2S-M34-1M	1	7789891010	PAC-C300-3636-34-1M	1	7789885010
0.50 mm ²	C300-36B-324B-2S-M50-1M	1	7789892010	PAC-C300-3636-50-1M	1	7789837010

Note	The last 3 digits of the cable code indicate its length. For example, if the code ends in 100, the cable would be 10 m long.	The last 3 digits of the cable code indicate its length. For example, if the code ends in 100, the cable would be 10 m long.
------	--	--

Accessories

Note		
------	--	--

Honeywell C300 - Interconnection cables interconnection


Pre-assembled cables for connecting the CS300 cards to the Weidmüller interfaces. 2 ranges:

- Premium: With housing for the connector
- Basic: Without housing for the connector

Shielded Cable Li YCY
Colour code according DIN 47100




C300-32B-F

32 poles connector to ferrules (with housing)



PAC-C300-32-F

32 poles connector to ferrules (without housing)



Technical data

Rated data	
Capacity wire / shield	
Capacity wire / wires	
Nominal rating, control cable	
Cable	
Material	
General data	
Ambient temperature (operational)	
Storage temperature	

Capacity wire / shield	300 pF/m
Capacity wire / wires	300 pF/m
Cable LiYCY	
Material	PVC
Ambient temperature (operational)	-10...50°C
Storage temperature	-10...60 °C

Capacity wire / shield	300 pF/m
Capacity wire / wires	300 pF/m
Cable LiYCY	
Material	PVC
Ambient temperature (operational)	-10...50°C
Storage temperature	-10...60 °C

Note

Note

Note

Ordering data

Cross-section
0.14 mm ²
0.25 mm ²
0.34 mm ²
0.50 mm ²

Type	Qty.	Order No.
C300-32B-F-2S-M14-1M	1	1373740010
C300-32B-F-2S-M25-1M	1	1349350010
C300-32B-F-2S-M34-1M	1	7789617010
C300-32B-F-2S-M50-1M	1	7789895010

Type	Qty.	Order No.
PAC-C300-32-F-14-1M	1	1373840010
PAC-C300-32-F-25-1M	1	1349330010
PAC-C300-32-F-34-1M	1	1373900010
PAC-C300-32-F-50-1M	1	1373940010

Note

The last 3 digits of the cable code indicate its length. For example, if the code ends in 100, the cable is 10 m long.

The last 3 digits of the cable code indicate its length. For example, if the code ends in 100, the cable is 10 m long.

Accessories

Note

Note

Note

Honeywell C300 - Interconnection cables

Honeywell C300 - Interconnection cables interconnection


Pre-assembled cables for connecting the CS300 cards to the Weidmüller interfaces. 2 ranges:

- Premium: With housing for the connector
- Basic: Without housing for the connector

Shielded Cable Li YCY
Colour code according DIN 47100


C300-36B-F

32+4 poles connector to ferrules (with housing)



PAC-C300-36-F

32+4 poles connector to ferrules (without housing)



B

Technical data

Rated data		
Capacity wire / shield	300 pF/m	300 pF/m
Capacity wire / wires	300 pF/m	300 pF/m
Nominal rating, control cable		
Cable	Cable LiYCY	Cable LiYCY
Material	PVC	PVC
General data		
Ambient temperature (operational)	-10...50°C	-10...50°C
Storage temperature	-10...60 °C	-10...60 °C

Note		
------	--	--

Ordering data

Cross-section	Type	Qty.	Order No.
0.14 mm ²	C300-36B-F-2S-M14-1M	1	1373750010
0.25 mm ²	C300-36B-F-2S-M25-1M	1	1349370010
0.34 mm ²	C300-36B-F-2S-M34-1M	1	1373780010
0.50 mm ²	C300-36B-F-2S-M50-1M	1	1373820010

Type	Qty.	Order No.
PAC-C300-36-F-14-1M	1	1373850010
PAC-C300-36-F-25-1M	1	1349340010
PAC-C300-36-F-34-1M	1	1373910010
PAC-C300-36-F-50-1M	1	1373950010

Note	The last 3 digits of the cable code indicate its length. For example, if the code ends in 100, the cable is 10 m long.	The last 3 digits of the cable code indicate its length. For example, if the code ends in 100, the cable is 10 m long.
------	--	--

Accessories

Note		
------	--	--

Honeywell C300 - Interconnection cables interconnection

Pre-assembled cables for connecting the CS300 cards to the Weidmüller interfaces. 2 ranges:

- Premium: With housing for the connector
- Basic: Without housing for the connector

Shielded Cable LI YCY
Colour code according DIN 47100



C300-16B-160B

16 poles connector to 16 poles connector (with housing)



PAC-C300-1616

16 poles connector to 16 poles connector (without housing)



Technical data

Rated data
Capacity wire / shield
Capacity wire / wires
Nominal rating, control cable
Cable
Material
General data
Ambient temperature (operational)
Storage temperature

300 pF/m
300 pF/m
Cable LiYCY
PVC
-10...50°C
-10...60 °C

300 pF/m
300 pF/m
Cable LiYCY
PVC
-10...50°C
-10...60 °C

Note

--

--

Ordering data

Cross-section	
0.14 mm ²	
0.25 mm ²	
0.34 mm ²	
0.50 mm ²	

Type	Qty.	Order No.
C300-16B-160B-2S-M14-1M	1	1481680010
C300-16B-160B-2S-M25-1M	1	1481690010
C300-16B-160B-2S-M34-1M	1	1481710010
C300-16B-160B-2S-M50-1M	1	1481720010

Type	Qty.	Order No.
PAC-C300-1616-14-1M	1	1481590010
PAC-C300-1616-25-1M	1	1481610010
PAC-C300-1616-34-1M	1	1481620010
PAC-C300-1616-50-1M	1	1481630010

Note

The last 3 digits of the cable code indicate its length. For example, if the code ends in 100, the cable is 10 m long.

The last 3 digits of the cable code indicate its length. For example, if the code ends in 100, the cable is 10 m long.

Accessories

Note

--

--

Honeywell C300 - Interconnection cables

Honeywell C300 - Interconnection cables interconnection

Pre-assembled cables for connecting the CS300 cards to the Weidmüller interfaces. 2 ranges:

- Premium: With housing for the connector
- Basic: Without housing for the connector

Shielded Cable LI YCY
Colour code according DIN 47100

C300-16B-F

16 poles connector to ferrules (with housing)



PAC-C300-16-F

16 poles connector to ferrules (without housing)



B

Technical data

Rated data		
Capacity wire / shield	300 pF/m	300 pF/m
Capacity wire / wires	300 pF/m	300 pF/m
Nominal rating, control cable		
Cable	Cable LiYCY	Cable LiYCY
Material	PVC	PVC
General data		
Ambient temperature (operational)	-10...50°C	-10...50°C
Storage temperature	-10...60 °C	-10...60 °C

Note		
------	--	--

Ordering data

Cross-section	Type	Qty.	Order No.
0.14 mm ²	C300-16B-F-2S-M14-1M	1	1481730010
0.25 mm ²	C300-16B-F-2S-M25-1M	1	1481740010
0.34 mm ²	C300-16B-F-2S-M34-1M	1	1481750010
0.50 mm ²	C300-16B-F-2S-M50-1M	1	1481760010

Type	Qty.	Order No.
PAC-C300-16-F-14-1M	1	1481640010
PAC-C300-16-F-25-1M	1	1481650010
PAC-C300-16-F-34-1M	1	1481660010
PAC-C300-16-F-50-1M	1	1481670010

Note	The last 3 digits of the cable code indicate its length. For example, if the code ends in 100, the cable is 10 m long.	The last 3 digits of the cable code indicate its length. For example, if the code ends in 100, the cable is 10 m long.
------	--	--

Accessories

Note		
------	--	--

Honeywell C300 - Interconnection cables interconnection

Pre-assembled cables for connecting the CS300 cards to the Weidmüller interfaces. 2 ranges:

- Premium: With housing for the connector
- Basic: Without housing for the connector

Shielded Cable LI YCY
Colour code according DIN 47100





C300-32B-216B

32 poles connector to 2X16 poles connector (with housing)



PAC-C300-32-1616

32 poles connector to 2X16 poles connector (without housing)



Technical data

Rated data
Capacity wire / shield
Capacity wire / wires
Nominal rating, control cable
Cable
Material
General data
Ambient temperature (operational)
Storage temperature

300 pF/m
300 pF/m
Cable LiYCY
PVC
-10...50°C
-10...60 °C

300 pF/m
300 pF/m
Cable LiYCY
PVC
-10...50°C
-10...60 °C

Note

--

--

Ordering data

Cross-section
0.14 mm ²
0.25 mm ²
0.34 mm ²
0.50 mm ²

Type	Qty.	Order No.
C300-32B-216B-2S-M14-1M	1	1373730010
C300-32B-216B-2S-M25-1M	1	1373770010
C300-32B-216B-2S-M34-1M	1	7789886010
C300-32B-216B-2S-M50-1M	1	1373790010

Type	Qty.	Order No.
PAC-C300-32-1616-14-1M	1	1373830010
PAC-C300-32-1616-25-1M	1	1373880010
PAC-C300-32-1616-34-1M	1	7789893010
PAC-C300-32-1616-50-1M	1	1373920010

Note

The last 3 digits of the cable code indicate its length. For example, if the code ends in 100, the cable is 10 m long.

The last 3 digits of the cable code indicate its length. For example, if the code ends in 100, the cable is 10 m long.

Accessories

Note

--

--